

Valencia NASCAR Fest

10 - 13 April 2014

Laps: 0

Circuit de la C.Valenciana

Length: 4005 metros

Results

Race 2

Elite 1

Pos.	N.	Driver	Team	Car	Nat.	Laps	Time	Best Lap	iL	Gap	Interval	Speed	Cat.
1	2	VILARINO,Ander	TFT-B.Santander	Chevrolet SS	SPA	13	30:15,820	01:41,887	10			103,22	
2	1	GARCIA,Borja	Ford Autolix Comp.	Ford Mustang	SPA	13	30:18,314	01:42,152	12	00:02,494	00:02,494	103,08	
3	11	LONGIN,Bert	PK Carsport	Chevrolet SS	BEL	13	30:19,132	01:42,062	12	00:03,312	00:00,818	103,03	
4	24	KUMPEN,Anthony	PK Carsport	Chevrolet SS	BEL	13	30:24,985	01:42,476	13	00:09,165	00:05,853	102,7	
5	12	GABILLON,Frederic	Still Racing	Chevrolet Cama	FRA	13	30:25,095	01:42,097	13	00:09,275	00:00,110	102,7	
6	51	CHEEVER,Eddie III	Caal Racing	Chevrolet SS	ITA	13	30:32,451	01:42,007	10	00:16,631	00:07,356	102,29	J
7	77	BOUCHUT,Christophe	DF-1 Racing by B66	Chevrolet SS	FRA	13	30:33,260	01:43,574	11	00:17,440	00:00,809	102,24	
8	66	LAUDA,Mathias	DF-1 Racing by B66	Chevrolet SS	AUS	13	30:38,253	01:43,409	9	00:22,433	00:04,993	101,96	
9	22	LARINI,Andrea	OverDrive	Chevrolet Cama	ITA	13	30:46,651	01:44,434	7	00:30,831	00:08,398	101,5	
10	44	NORDSTROM,Freddy	Still Racing	Chevrolet Cama	SWE	13	30:50,231	01:44,594	11	00:34,411	00:03,580	101,3	J
11	4	GONZALEZ,Victor Jr	Ford Autolix Comp.	Ford Mustang	PR	13	30:50,578	01:44,907	13	00:34,758	00:00,347	101,28	
12	3	GABBIANI,Gian M.	Overdrive	Chevrolet SS	ITA	13	30:56,193	01:45,136	11	00:40,373	00:05,615	100,98	
13	13	ROUSSEAU,Guillaume	Bull Racing Team	Ford Mustang	FRA	13	30:56,589	01:45,500	9	00:40,769	00:00,396	100,96	C
14	6	Del MONTE,Fabrizio	Events4you-Nocentini	Chevrolet Cama	ITA	13	30:57,750	01:45,022	11	00:41,930	00:01,161	100,89	
15	8	BEC,Hugo	RDV Compétition	Ford Mustang	FRA	13	31:06,090	01:46,752	11	00:50,270	00:08,340	100,44	J
16	82	AYER,William Jr.	Brazil Team	Chevrolet SS	BRA	13	31:27,127	01:48,382	12	01:11,307	00:21,037	99,32	C
17	19	EL HAGE,Amir	Ford Autolix Comp.	Ford Mustang	SPA	12	31:33,662	01:47,245	12	-1 Lap	-1 Lap	91,37	
18	32	LEINDERS,Bas	RCP-Marc VDS	Toyota Camry	BEL	11	27:05,655	01:43,444	10	-2 Lap	-1 Lap	97,56	
19	23	IANNETTA,Romain	RDV Compétition	Chevrolet SS	FRA	10	25:16,092	01:42,836	9	-3 Lap	-1 Lap	95,1	
20	83	GUERIN,Victor	Brazil Team	Chevrolet SS	BRA	10	26:14,441	01:44,890	7	-3 Lap	00:58,349	91,58	J
21	25	ROCCA,Nicolo	Caal Racing	Chevrolet SS	ITA	9	23:37,587	01:43,542	8	-4 Lap	-1 Lap	91,54	J
22	3	ZIMMER,Yann	TFT-Moser Vernet	Ford Mustang	SUI	8	21:51,146	01:42,669	8	-5 Lap	-1 Lap	87,97	J
23	88	MONFORTE,Simone	Euro Kart Racing	Chevrolet Cama	ITA	4	31:48,425	02:34,965	4	-9 Lap	-4 Lap	30,22	J
24	86	TIROCH,Dominic	Renauer Motorsport	Ford Mustang	AUS	2	07:31,131	FIRST LAP	1	-11 Lap	-2 Lap	63,92	C
25	7	GANDON,Anthony	TFT-Leclerc	Chevrolet SS	FRA	1	03:45,637	FIRST LAP	1	-12 Lap	-1 Lap	63,9	J

Retired

26	31	ARMETTA,Fabrizio	Caal Racing	Chevrolet SS	ITA								C
----	----	------------------	-------------	--------------	-----	--	--	--	--	--	--	--	---

Not Started

27	99	GILARDONI,Kevin	Max Papis Racing	Chevrolet Cama	ITA								J
----	----	-----------------	------------------	----------------	-----	--	--	--	--	--	--	--	---

Best Lap: Rider 2 - VILARINO,Ander - Time: 01:41,887 at 141,51 Km/h

Circuit de la C.Valenciana

Final Official

Provisional Official

Length: 4005

Hour: 10:30:00

Stewards:

Hour:

C.of the Course:

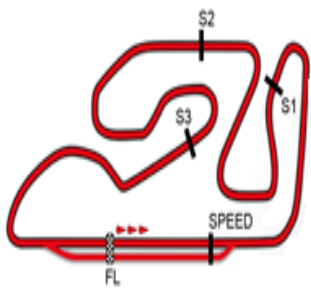
Hour:

C.Timekeeper:

Hour: 11:10:03



CRONOCIRCUIT: oscar.gutierrez@circuitvalencia.com



Circuit de la C. Valenciana

10 - 13 April 2014

Circuit de la C. Valenciana

Race 2 Elite 1

LISTADO DEL PLANNING

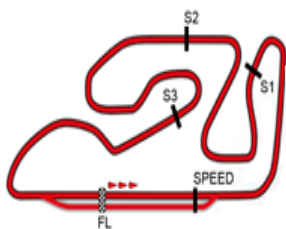
	V1	V2	V3	V4	V5	V6	V7	V8	V9	V10	V11	V12	V13
2 - VILARINO, Ander	2	2	2	2	2	2	2	2	2	2	2	2	2
1 - GARCIA, Borja	3	1	1	1	1	1	1	1	1	1	1	1	1
11 - LONGIN, Bert	11	11	11	11	11	11	11	11	11	11	11	11	11
24 - KUMPEN, Anthony	24	24	24	24	24	23	23	23	23	23	24	24	24
12 - GABILLON, Frederic	1	23	23	23	23	24	24	24	24	24	12	12	12
51 - CHEEVER, Eddie III	44	32	32	32	32	83	3	3	12	12	77	77	51
77 - BOUCHUT, Christophe	25	83	83	83	83	3	83	12	77	77	32	51	77
66 - LAUDA, Mathias	51	77	77	77	3	32	32	77	25	32	51	66	66
22 - LARINI, Andrea	66	33	3	3	77	77	12	25	32	51	66	22	22
44 - NORDSTROM, Freddy	23	3	33	33	25	12	77	32	51	66	22	44	44
4 - GONZALEZ, Victor Jr	7	25	25	25	33	25	25	22	22	22	4	4	4
33 - GABBIANI, Gian M.	22	66	66	66	4	22	22	51	66	4	44	13	33
13 - ROUSSEAU, Guillaume	83	22	22	22	66	66	66	66	4	44	6	6	13
6 - Del MONTE, Fabrizio	32	4	4	4	22	33	51	4	44	13	13	33	6
8 - BEC, Hugo	77	12	12	12	12	4	44	33	33	6	33	88	8
82 - AYER, William Jr.	86	13	13	13	13	51	33	44	13	33	8	8	82
19 - EL HAGE, Amir	6	8	8	8	8	44	4	13	6	8	82	82	19
32 - LEINDERS, Bas	33	19	19	19	19	8	13	6	8	82	19	19	88
23 - IANNETTA, Romain	4	44	44	44	44	13	6	8	83	19			
83 - GUERIN, Víctor	13	6	6	6	6	6	8	82	82	83P			
25 - ROCCA, Nicolo	88	82	82	82	82	82	82	83	19	88			
3 - ZIMMER, Yann	82	51	51	51	51	19P	19						
88 - MONFORTE, Simone	12	86P				31							
86 - TIROCH, Dominic	8					99							
7 - GANDON, Anthony	19												
- Retired													
31 - ARMETTA, Fabrizio													
- Not Started													
99 - GILARDONI, Kevin													

Presidente del Jurado

Director de Carrera

Cronometrador



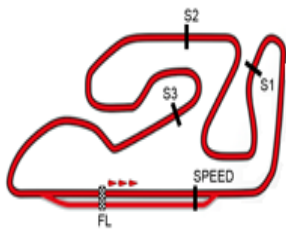


Valencia NASCAR Fest

VUELTA A VUELTA SECTORES Race 2 Elite 1

Table with 13 driver entries (1-13). Each entry includes driver name, P.Vmax, T. Ideal, and a table of lap times (V. Tiempo) across 4 sectors (Sector 1-4), V.Max, and Hora. Drivers include GARCIA, Borja; VILARINO, Ander; ZIMMER, Yann; GONZALEZ, Victor Jr; Del MONTE, Fabrizio; GANDON, Anthony; BEC, Hugo; LONGIN, Bert; and GABILLON, Frederic.





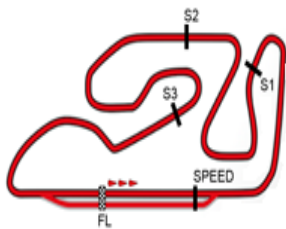
Circuit de la C.Valenciana

Valencia NASCAR Fest

VUELTA A VUELTA SECTORES Race 2 Elite 1

Table with 13 columns (Driver, Lap, Sector 1-4, V.Max, Hora) and 13 rows of driver data. Includes sub-sections for drivers 13-19, 22-23, 24-25, 31-33, and 32-33.





Circuit de la C.Valenciana

10 - 13 April 2014

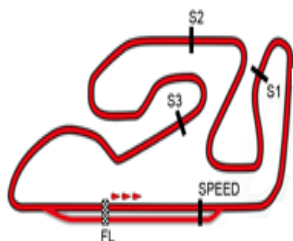
Circuit de la C.Valenciana

Valencia NASCAR Fest

VUELTA A VUELTA SECTORES Race 2 Elite 1

Table with driver names (e.g., Nordstrom, Freddy; Ayer, William Jr.; Guerin, Victor; Lauda, Mathias; Tiroch, Dominic; Monforte, Simone; Gilardoni, Kevin; Bouchut, Christophe) and their lap times across sectors 1-4, V.Max, and Hora.





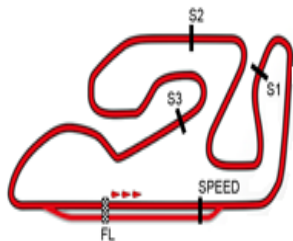
Circuit de la C. Valenciana

Valencia NASCAR Fest

Análisis por vuelta Race 2 Elite 1

Lap: 1				Lap: 2			Lap: 3			Lap: 4			Lap: 5			Lap: 6			Lap: 7			Lap: 8			Lap: 9			Lap: 10					
Num	Tiempo	GAP		Num	Tiempo	GAP	Num	Tiempo	GAP	Num	Tiempo	GAP	Num	Tiempo	GAP	Num	Tiempo	GAP	Num	Tiempo	GAP	Num	Tiempo	GAP	Num	Tiempo	GAP	Num	Tiempo	GAP			
2	FIRST LAP			2	02:01,304		2	03:33,663		2	01:43,954		2	03:33,829		2	01:43,954		2	01:43,954		2	01:42,130		2	01:42,130		2	01:42,130				
1	FIRST LAP			1	02:01,594	0,803	1	03:34,381	1,521	1	01:44,203	0,558	1	03:33,716	1,408	1	01:44,203	0,558	1	01:44,203	0,558	1	01:42,678	1,599	1	01:42,678	1,599	1	01:42,678	1,599			
11	FIRST LAP	0,225		11	02:02,620	1,541	11	03:34,352	2,230	11	01:45,816	2,348	11	03:33,681	2,082	11	01:45,816	2,348	11	01:45,816	2,348	11	01:42,593	3,387	11	01:42,593	3,387	11	01:42,593	3,387			
24	FIRST LAP	0,420		24	02:03,159	2,275	24	03:34,352	2,230	24	01:45,910	9,498	24	03:33,188	3,499	24	01:45,910	9,498	24	01:45,910	9,498	24	01:42,963	6,785	24	01:42,963	6,785	24	01:42,963	6,785	24	01:42,963	6,785
1	FIRST LAP	0,513		1	02:03,716	3,508	1	03:35,516	1,937	1	01:47,071	5,441	1	03:33,021	14,465	1	01:47,071	5,441	1	01:47,071	5,441	1	01:42,348	8,191	1	01:42,348	8,191	1	01:42,348	8,191	1	01:42,348	8,191
44	FIRST LAP	0,531		44	02:04,178	4,177	44	03:35,516	1,937	44	01:47,286	4,058	44	03:33,001	15,479	44	01:47,286	4,058	44	01:47,286	4,058	44	01:43,583	10,467	44	01:43,583	10,467	44	01:43,583	10,467	44	01:43,583	10,467
25	FIRST LAP	0,640		83	02:04,626	4,619	25	03:36,419	1,267	83	01:47,423	4,457	25	03:32,525	9,087	83	01:47,423	4,457	83	01:47,423	4,457	83	01:43,587	10,613	83	01:43,587	10,613	83	01:43,587	10,613	83	01:43,587	10,613
51	FIRST LAP	0,971		77	02:05,311	5,503	77	03:36,419	1,267	77	01:48,064	5,062	77	03:32,525	9,087	77	01:48,064	5,062	77	01:48,064	5,062	77	01:43,583	10,467	77	01:43,583	10,467	77	01:43,583	10,467	77	01:43,583	10,467
66	FIRST LAP	1,055		33	02:06,408	7,089	66	03:37,728	0,988	33	01:48,064	5,062	33	03:32,525	9,087	33	01:48,064	5,062	33	01:48,064	5,062	33	01:43,583	10,467	33	01:43,583	10,467	33	01:43,583	10,467	33	01:43,583	10,467
23	FIRST LAP	1,096		3	02:09,491	8,189	3	03:38,362	0,952	3	01:48,064	5,062	3	03:32,525	9,087	3	01:48,064	5,062	3	01:48,064	5,062	3	01:43,583	10,467	3	01:43,583	10,467	3	01:43,583	10,467	3	01:43,583	10,467
7	FIRST LAP	1,188		25	02:09,685	9,021	7	03:38,362	0,952	7	01:48,064	5,062	7	03:32,525	9,087	7	01:48,064	5,062	7	01:48,064	5,062	7	01:43,583	10,467	7	01:43,583	10,467	7	01:43,583	10,467	7	01:43,583	10,467
22	FIRST LAP	1,267		66	02:09,954	9,705	22	03:39,816	0,726	66	01:48,064	5,062	22	03:32,525	9,087	66	01:48,064	5,062	66	01:48,064	5,062	66	01:43,583	10,467	66	01:43,583	10,467	66	01:43,583	10,467	66	01:43,583	10,467
83	FIRST LAP	1,297		22	02:10,368	10,331	83	03:39,816	0,726	22	01:48,064	5,062	83	03:32,525	9,087	22	01:48,064	5,062	83	01:48,064	5,062	22	01:43,583	10,467	83	01:43,583	10,467	22	01:43,583	10,467	83	01:43,583	10,467
32	FIRST LAP	1,303		4	02:10,368	10,331	4	03:40,993	0,486	4	01:48,064	5,062	4	03:32,525	9,087	4	01:48,064	5,062	4	01:48,064	5,062	4	01:43,583	10,467	4	01:43,583	10,467	4	01:43,583	10,467	4	01:43,583	10,467
77	FIRST LAP	1,496		12	02:10,368	10,331	12	03:41,490	0,309	12	01:48,064	5,062	77	03:32,525	9,087	12	01:48,064	5,062	77	01:48,064	5,062	12	01:43,583	10,467	77	01:43,583	10,467	12	01:43,583	10,467	77	01:43,583	10,467
86	FIRST LAP	1,683		12	02:09,659	12,251	11	03:40,993	0,486	12	01:48,064	5,062	86	03:32,525	9,087	11	01:48,064	5,062	86	01:48,064	5,062	12	01:43,583	10,467	86	01:43,583	10,467	12	01:43,583	10,467	86	01:43,583	10,467
6	FIRST LAP	1,924		13	02:13,640	15,341	6	03:41,490	0,309	6	01:48,064	5,062	6	03:32,525	9,087	6	01:48,064	5,062	6	01:48,064	5,062	6	01:43,583	10,467	6	01:43,583	10,467	6	01:43,583	10,467	6	01:43,583	10,467
33	FIRST LAP	1,985		8	02:13,387	16,046	8	03:41,490	0,309	8	01:48,064	5,062	33	03:32,525	9,087	8	01:48,064	5,062	33	01:48,064	5,062	8	01:43,583	10,467	33	01:43,583	10,467	8	01:43,583	10,467	33	01:43,583	10,467
4	FIRST LAP	2,461		19	02:13,597	16,756	19	03:41,490	0,309	19	01:48,064	5,062	4	03:32,525	9,087	19	01:48,064	5,062	4	01:48,064	5,062	19	01:43,583	10,467	4	01:43,583	10,467	19	01:43,583	10,467	4	01:43,583	10,467
13	FIRST LAP	3,005		44	02:19,325	18,552	13	03:41,490	0,309	44	01:48,064	5,062	13	03:32,525	9,087	13	01:48,064	5,062	44	01:48,064	5,062	13	01:43,583	10,467	44	01:43,583	10,467	13	01:43,583	10,467	44	01:43,583	10,467
88	FIRST LAP	3,092		6	02:18,880	19,500	88	03:41,490	0,309	6	01:48,064	5,062	88	03:32,525	9,087	6	01:48,064	5,062	88	01:48,064	5,062	6	01:43,583	10,467	88	01:43,583	10,467	6	01:43,583	10,467	88	01:43,583	10,467
82	FIRST LAP	3,746		82	02:17,916	20,358	82	03:41,490	0,309	82	01:48,064	5,062	82	03:32,525	9,087	82	01:48,064	5,062	82	01:48,064	5,062	82	01:43,583	10,467	82	01:43,583	10,467	82	01:43,583	10,467	82	01:43,583	10,467
12	FIRST LAP	3,896		51	02:21,476	21,143	12	03:41,490	0,309	51	01:48,064	5,062	12	03:32,525	9,087	12	01:48,064	5,062	51	01:48,064	5,062	12	01:43,583	10,467	51	01:43,583	10,467	12	01:43,583	10,467	51	01:43,583	10,467
8	FIRST LAP	3,963		86	PIT	01:45,3	8	03:41,490	0,309	86	01:48,064	5,062	8	03:32,525	9,087	8	01:48,064	5,062	86	01:48,064	5,062	8	01:43,583	10,467	86	01:43,583	10,467	8	01:43,583	10,467	86	01:43,583	10,467
19	FIRST LAP	4,463					19	03:41,490	0,309				19	03:32,525	9,087	19	01:48,064	5,062				19	01:43,583	10,467				19	01:43,583	10,467			





Circuit de la C.Valenciana

Valencia NASCAR Fest

Análisis por vuelta Race 2 Elite 1

66	01:44,948	18,646	12	01:42,097	9,275
22	01:45,955	18,898	51	01:42,895	16,631
4	01:45,182	25,586	77	01:43,909	17,440
44	01:45,526	27,222	66	01:43,437	22,433
13	01:45,770	28,097	22	01:46,931	30,831
6	01:45,881	28,821	44	01:44,708	34,411
33	01:48,379	30,209	4	01:44,907	34,758
8	01:46,803	34,410	33	01:46,105	40,373
82	01:50,967	48,391	13	01:47,155	40,769
19	01:49,542	01:01,0	6	01:48,165	41,930
83	PIT	01:05,5	8	01:47,280	50,270
88	22:48,364	01:27,0	82	01:51,621	01:11,3
			19	01:47,245	01:17,8
			88	02:34,965	01:32,6

Lap: 11

Num	Tiempo	GAP
2	01:42,100	
1	01:42,999	2,791
11	01:42,277	3,748
24	01:43,429	8,880
12	01:42,786	9,176
77	01:43,574	14,099
32	01:43,589	14,694
51	01:43,516	15,026
66	01:43,654	20,200
22	01:45,446	22,244
4	01:45,424	28,910
44	01:44,594	29,716
6	01:45,022	31,743
13	01:46,135	32,132
33	01:45,136	33,245
8	01:46,752	39,062
82	01:49,872	56,163
19	01:48,565	01:07,5

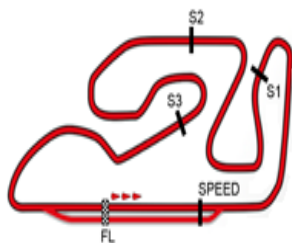
Lap: 12

Num	Tiempo	GAP
2	01:42,471	
1	01:42,152	2,472
11	01:42,062	3,339
24	01:42,668	9,077
12	01:42,861	9,566
77	01:44,291	15,919
51	01:43,569	16,124
66	01:43,655	21,384
22	01:46,515	26,288
44	01:44,846	32,091
4	01:45,800	32,239
13	01:46,341	36,002
6	01:46,881	36,153
33	01:45,882	36,656
88	02:37,555	40,028
8	01:48,787	45,378
82	01:48,382	01:02,0
19	01:47,922	01:12,9

Lap: 13

Num	Tiempo	GAP
2	01:42,388	
1	01:42,410	2,494
11	01:42,361	3,312
24	01:42,476	9,165



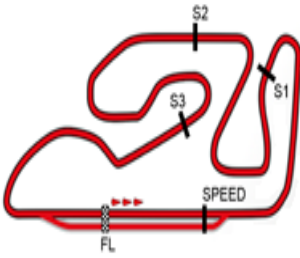


Valencia NASCAR Fest

Velocidades máximas Race 2 Elite 1

Piloto	Nacionalidad/Res.	Marca	Mejores 5 velocidades máx.					Media	Máx.	
11	LONGIN,Bert	BEL	Chevrolet SS	233,0	233,0	232,3	231,5	231,5	232,3	233,0
51	CHEEVER,Eddie III	ITA	Chevrolet SS	231,5	230,0	229,3	228,6	228,6	229,6	231,5
25	ROCCA,Nicolo	ITA	Chevrolet SS	230,8	229,3	227,8	214,3	196,7	219,8	230,8
13	ROUSSEAU,Guillaume	FRA	Ford Mustang	230,8	227,8	227,1	227,1	227,1	228,0	230,8
3	ZIMMER,Yann	SUI	Ford Mustang	230,0	227,8	210,5	194,6	110,1	194,6	230,0
6	Del MONTE,Fabrizio	ITA	Chevrolet Cama	230,0	229,3	227,8	226,4	225,7	227,9	230,0
24	KUMPEN,Anthony	BEL	Chevrolet SS	228,6	228,6	227,8	227,8	227,1	228,0	228,6
12	GABILLON,Frederic	FRA	Chevrolet Cama	227,8	227,8	227,8	227,8	227,1	227,7	227,8
33	GABBIANI,Gian M.	ITA	Chevrolet SS	227,8	226,4	225,7	225,0	225,0	226,0	227,8
2	VILARINO,Ander	SPA	Chevrolet SS	227,1	226,4	226,4	226,4	226,4	226,6	227,1
32	LEINDERS,Bas	BEL	Toyota Camry	227,1	225,7	225,0	224,3	223,6	225,1	227,1
77	BOUCHUT,Christophe	FRA	Chevrolet SS	227,1	225,7	225,7	225,0	224,3	225,6	227,1
1	GARCIA,Borja	SPA	Ford Mustang	227,1	225,7	225,7	225,0	225,0	225,7	227,1
66	LAUDA,Mathias	AUS	Chevrolet SS	227,1	227,1	226,4	225,0	222,9	225,7	227,1
4	GONZALEZ,Víctor Jr	PR	Ford Mustang	226,4	225,0	222,9	221,5	220,9	223,3	226,4
83	GUERIN,Víctor	BRA	Chevrolet SS	226,4	225,7	222,9	220,2	206,9	220,4	226,4
22	LARINI,Andrea	ITA	Chevrolet Cama	225,7	224,3	224,3	222,9	222,9	224,0	225,7
8	BEC,Hugo	FRA	Ford Mustang	224,3	223,6	223,6	222,9	222,9	223,5	224,3
23	IANNETTA,Romain	FRA	Chevrolet SS	224,3	223,6	222,9	222,9	203,4	219,4	224,3
19	EL HAGE,Amir	SPA	Ford Mustang	219,5	219,5	218,8	218,2	218,2	218,8	219,5
82	AYER,William Jr.	BRA	Chevrolet SS	218,2	217,5	216,9	216,2	216,2	217,0	218,2
44	NORDSTROM,Freddy	SWE	Chevrolet Cama	217,5	216,9	214,9	214,3	214,3	215,6	217,5
86	TIROCH,Dominic	AUS	Ford Mustang	195,7	71,3				133,5	195,7
88	MONFORTE,Simone	ITA	Chevrolet Cama	131,4	130,7	68,6			110,2	131,4
7	GANDON,Anthony	FRA	Chevrolet SS	96,1					96,1	96,1
99	GILARDONI,Kevin	ITA	Chevrolet Cama							
31	ARMETTA,Fabrizio	ITA	Chevrolet SS							





Circuit de la C.Valenciana

Valencia NASCAR Fest

ANALISIS PIT Race 2 Elite 1

19 EL HAGE, Amir
Team Ford Autolix Comp.

Time IN	Time OUT	GAP	Lap
10:52:19,245	10:53:44,215	00:01:24,970	6
Num. P. 1		Total in PIT: 00:01:24,970	

83 GUERIN, Víctor
Team Brazil Team

Time IN	Time OUT	GAP	Lap
10:59:19,784	...		10
Num. P. 1		Total in PIT:	

86 TIROCH, Dominic
Team Renauer Motorsport

Time IN	Time OUT	GAP	Lap
10:40:36,474	...		2
Num. P. 1		Total in PIT:	

